

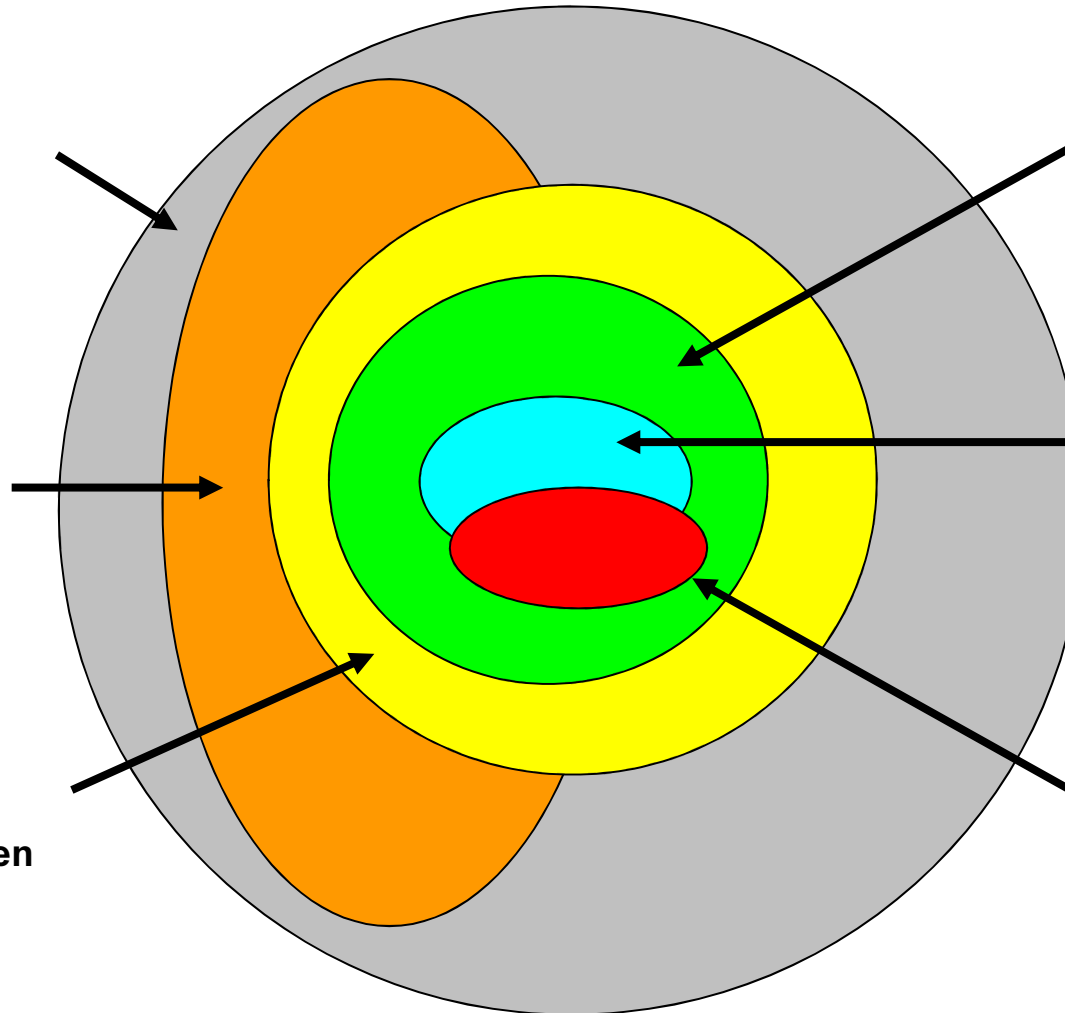
**MIDDLESBROUGH
VULNERABLE
CHILDREN/YOUNG PEOPLE
NEEDS ANALYSIS
2009**

CHILDREN/YOUNG PEOPLE MODEL as at 31 March 2009

All Children
14 million
Mbro-
2001 - 36,360
2009 - 31,974
12.5% Decrease

All School Age
Children
12.5 million
Mbro-
2001 - 22,451
2009 - 19,109
14.9% Decrease

Vulnerable Children
(4million)
Mbro
2001 - 14,000
2009 - 13,000
Diff cohort



Children in Need
(3-400,000
England)
Mbro
2001 - 2,189
2009 - 2,470
13% Increase

Children Looked
After (53,000)
Mbro
2001 - 225
2009 - 276
22.6% Increase

Child Protection
(32,000)
Mbro
2001 - 164
2009 - 258
57.3% Increase

Vulnerable Children/Young People

Vulnerable children/young people are children/young people who would benefit from extra help from public agencies to optimise their life chances and minimise the risk of social exclusion.

Children In Need

*The Law defines a **child in need** as*

- *He or she is unlikely to achieve or maintain, or have the opportunity of achieving or maintaining, a reasonable standard of health or development without the provision for his/her of services by a LA*
- *His/her health or development is likely to be significantly impaired or further impaired, without the provision of such services*
- *He/she is disabled*

Vulnerable Children

- 13,000 children & young people living In poverty
- 259 young people missing from Home
- 1,200 - 11 to 15 year olds using drugs
- 22 children/young people excluded from school last year.
- 581 NEETS

CHILDREN IN NEED

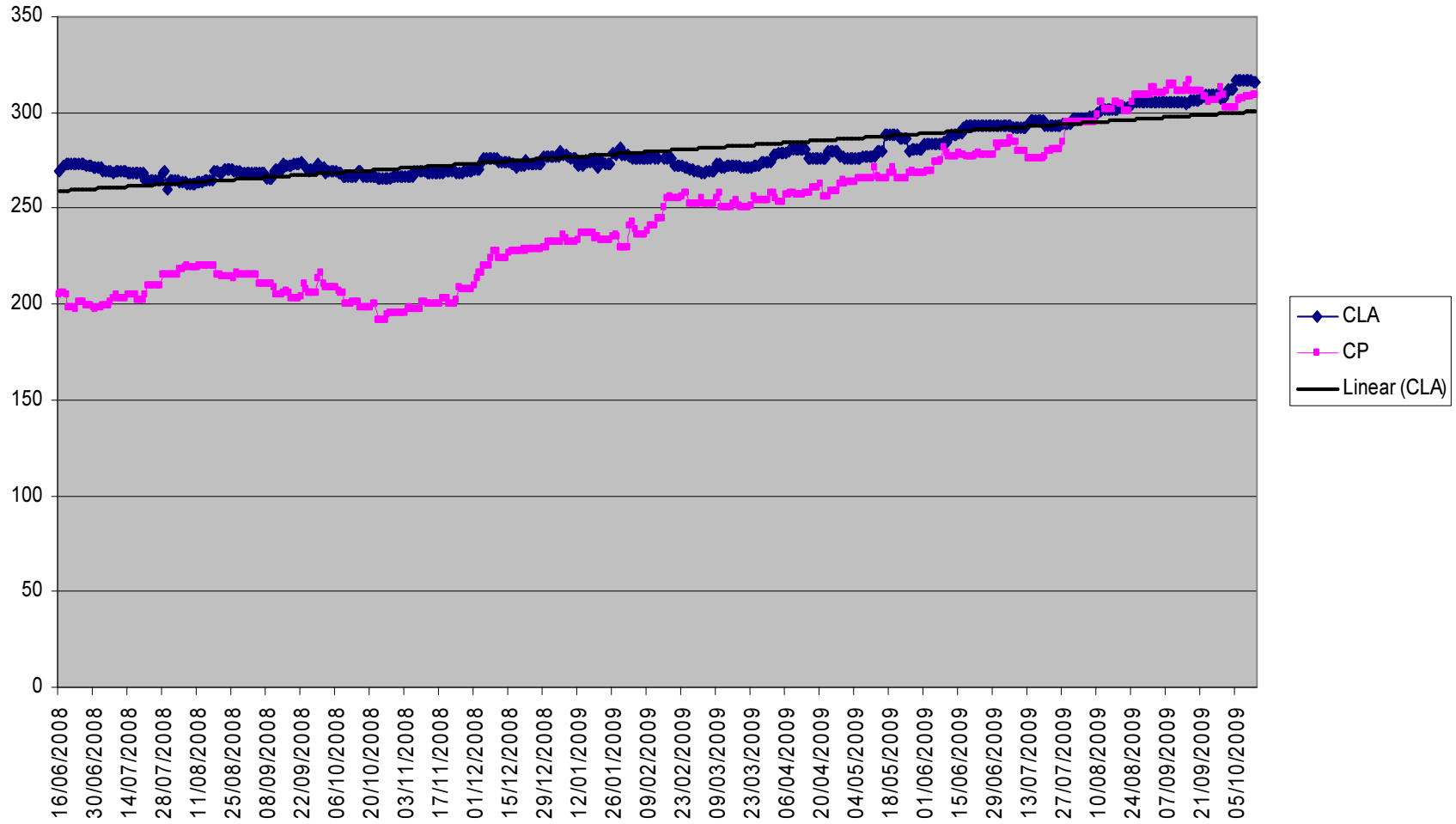
April 08 to March 09

- **5954** contacts to CF&L social care involving **3683** children/young people
- **1939** children/young people were referred to CF&L social care in the last year.
- **578** children/young people with a moderate to severe disability.
- **180** children/young people received a service from CAMHS.

As at 31 March 2009 there were:

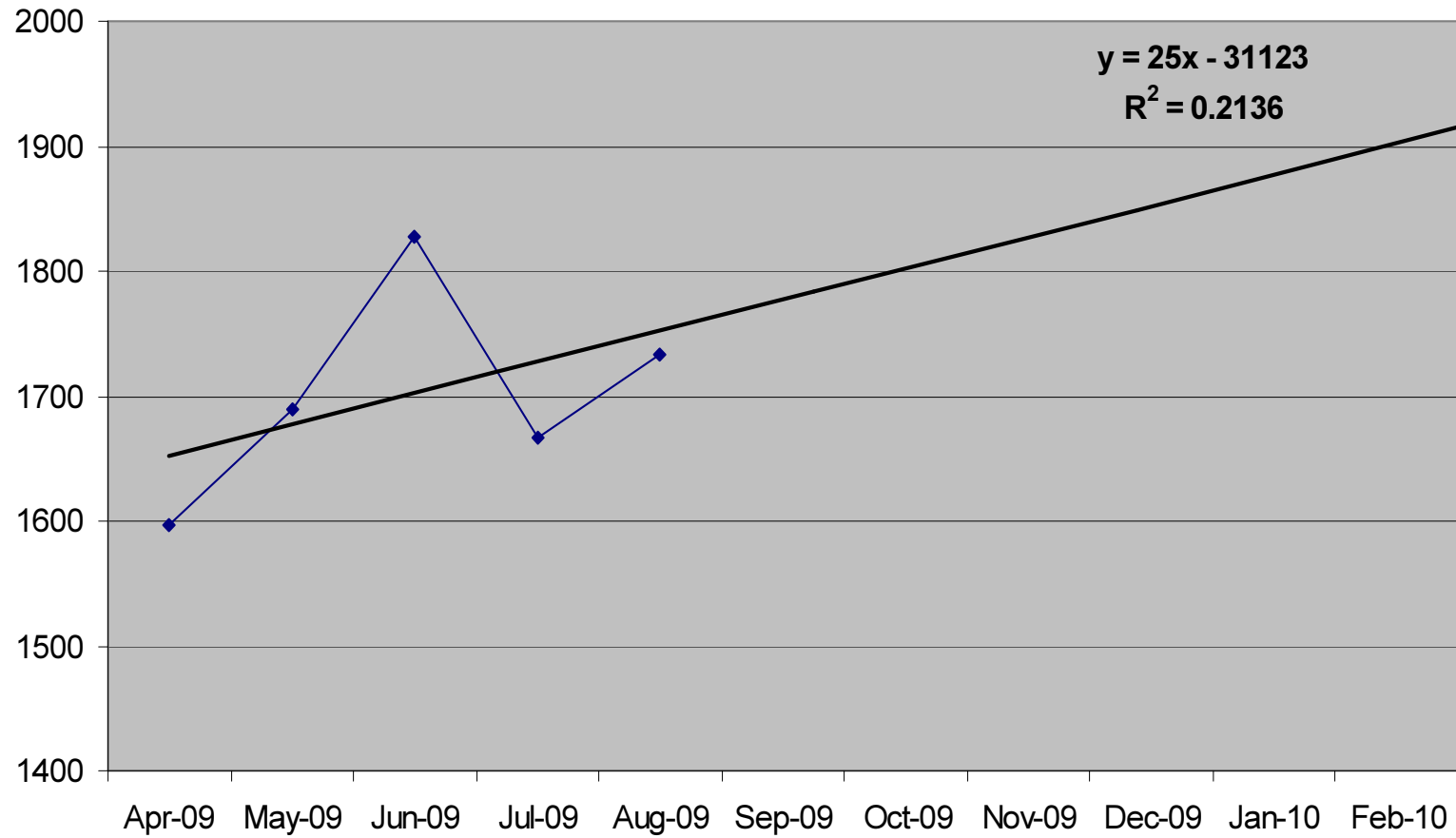
- **276** children/young people in care - now **317**
- **258** children/young people were subject to a protection plan - now **307**
- **200** open cases to the Children with Disabilities Team...
- with **130** receiving a social care service.

CLA and CP



GWatson09

CIN - OPEN CASES



GWatson09

Children in Need

- Gresham ward had the highest number of children in need with over 11% of the total cohort.
- East quadrant of Middlesbrough accounted for over 30% of the total cohort of children in need
- 33% of children in need were aged between 5 and 10 years of age at the date of their referral.
- 34.8% were aged 1 to 4 years of age on referral.
10% were unborn when referred.
- Nearly 60% of the children in need are male.

What are we Doing

- Reviewing front of house services
- New integrated front of house team
- More robust assessment of enquiries and systems
- Action has been taken to clarify definition of “core” assessment. ICS process agreed

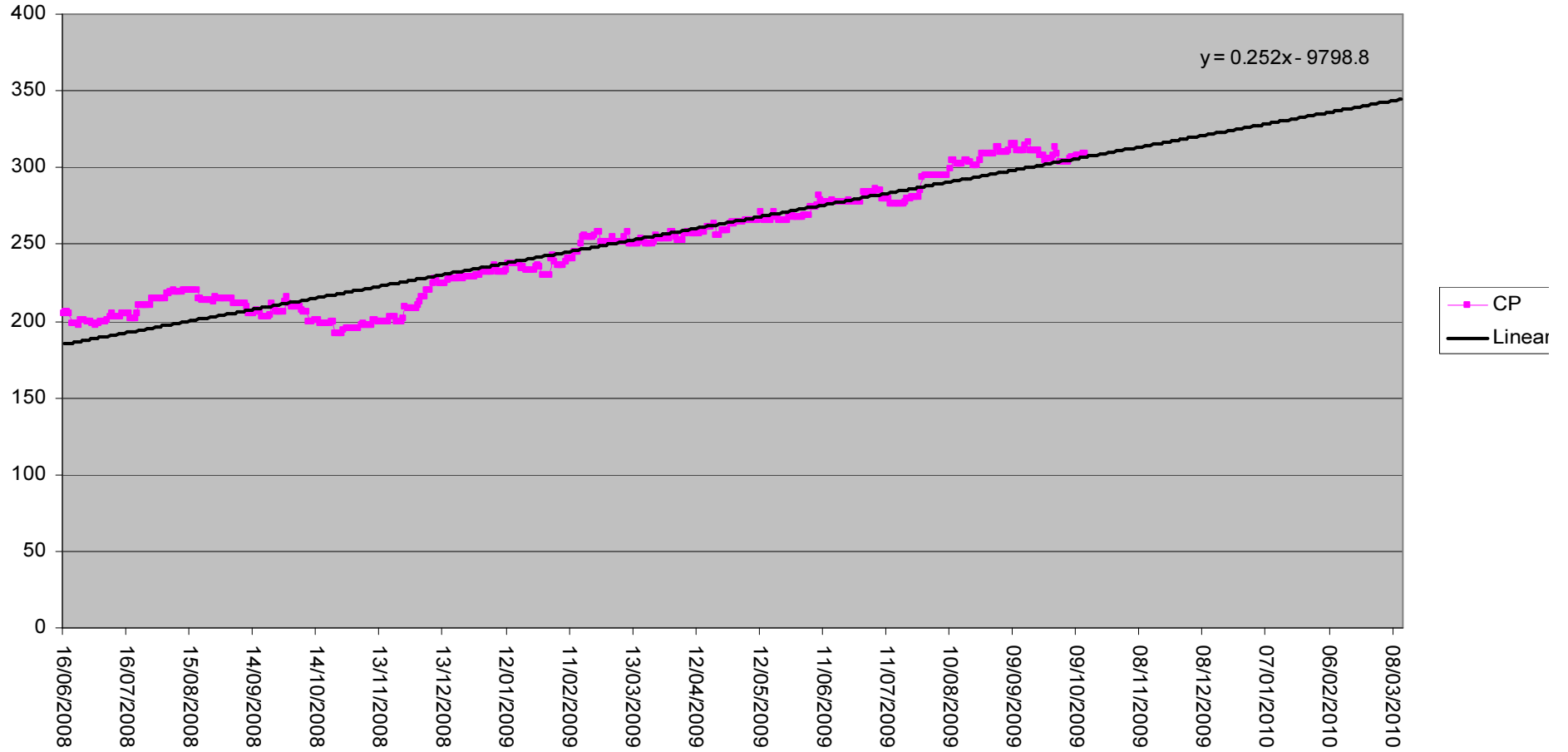
Need

- Robust & safe systems and procedures
- Robust performance monitoring
- Increased preventative support
- Clear policy & guidance

Child Protection Plans March 2009 by the 10 most Deprived Wards in England

Top Ten most Deprived Local Authorities	Subject to CPP	Subject to CPP	Population <18	using my pop calc
	Num	per 10,000		
Middlesbrough	260	82	31,538	82
Liverpool	500	58	87,500	57
Hackney	220	43	51,190	43
Tower Hamlets	270	55	48,571	56
Manchester	540	57	94,355	57
Knowsley	135	38	36,207	37
Newham	300	45	66,038	45
Islington	140	41	33,784	41
Easington (not app fro April 09)	0			
Birmingham	1375	55	252,041	55

Child Protection Plans



GWatson09

CP – Key Points

- The 258 children/young people with a child protection plan equates to **112** households or families.
- **46%** of children/young people are under 4 years old.
- The majority of children with a protection plan are from **East** Middlesbrough and the **Town Centre**.
- **Thorntree** ward had the most children with a protection plan (16.7%).
- 47% of the children/young people are subject to a protection plan under the category of neglect.
- Children of Asian origin are under represented in the child protection cohort

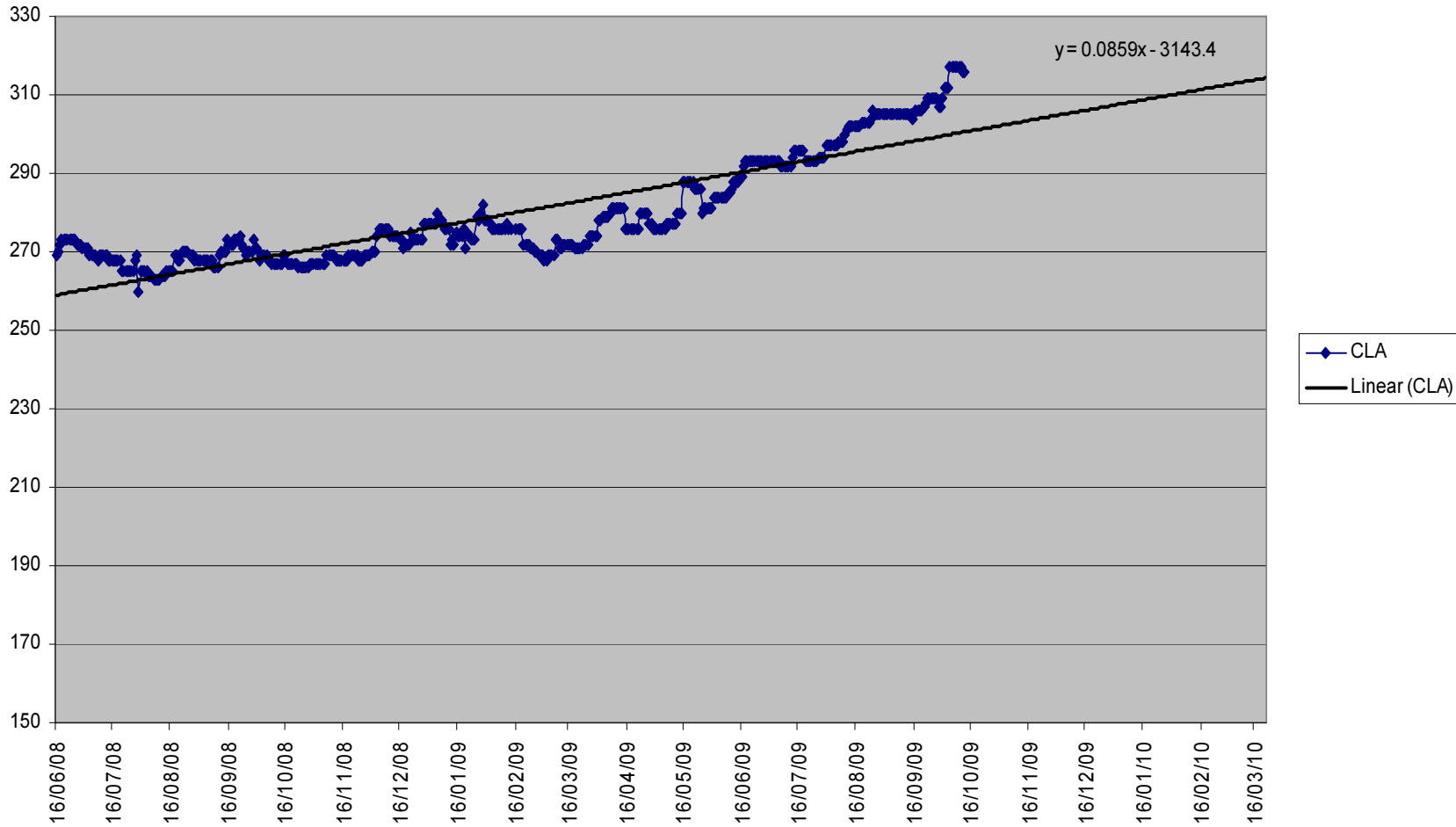
What Are We Doing

- Reviewing Protection Plans at 18 months with a view to securing alternative means of protection beyond 2 years.
- Implementing a system which enables managers the opportunity to manage and identify appropriate action and maintain renewals between 10% and 15%.
- Deputy Director's consent required to cancel a review.

NEED

- Reduce the number of children/young people subject to protection plan by supporting and promoting confident and appropriate decision making.
- Managers to identify alternative action to renewal of Protection Plans, where appropriate, e.g. Family Group Conference; Care Proceedings.
- Robust performance monitoring

Children In Care



GWatson09

LAC – Key Points

- **47%** of children/young people in care are aged between 10 and 15yrs.
- The majority of children young people (**39%**) entered the care system at less than four years of age.
- The majority of children in care became looked after whilst living in Town Centre. **Gresham** ward.
- **16%** of children/young people in care are from a BME background.

What Are We Doing

- Improving front of house arrangements.
- Developing the use of Family Group Conferences as a means of helping families resolve their own problems.
- More effective triage of enquiries and referrals in order to reduce LAC

NEEDS

- Increase the use of Special Guardianship Orders.
- Reduce number of children placed at home on Care Orders.
- Robust performance monitoring

Key Areas of Need

- Significantly higher CP and LAC than SN and National Figures.
- Reducing population increasing in need.
- Forecast increase in CP
- Forecast LAC expected to stabilise
- Increase in emotional/mental health disorders.
- Wards of greatest need - Gresham and Thorntree.